


Modellname: **DOVER**
Nazwa modelu:

Modellreihe: **SL -- 08**
Numer modelu:

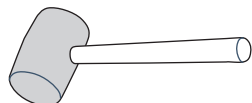
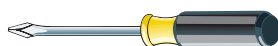
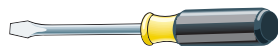
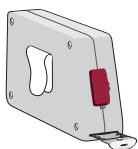
Type: **04**
Typ:

Blatt Nr **1** von: **2**
Strona z: **2**

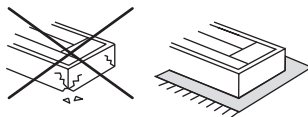
MONTAGEANLEITUNG INSTRUKCJA MONTAŻOWA



2 Personen
2 Osoby



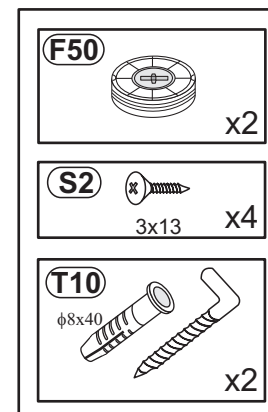
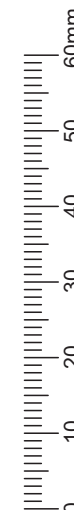
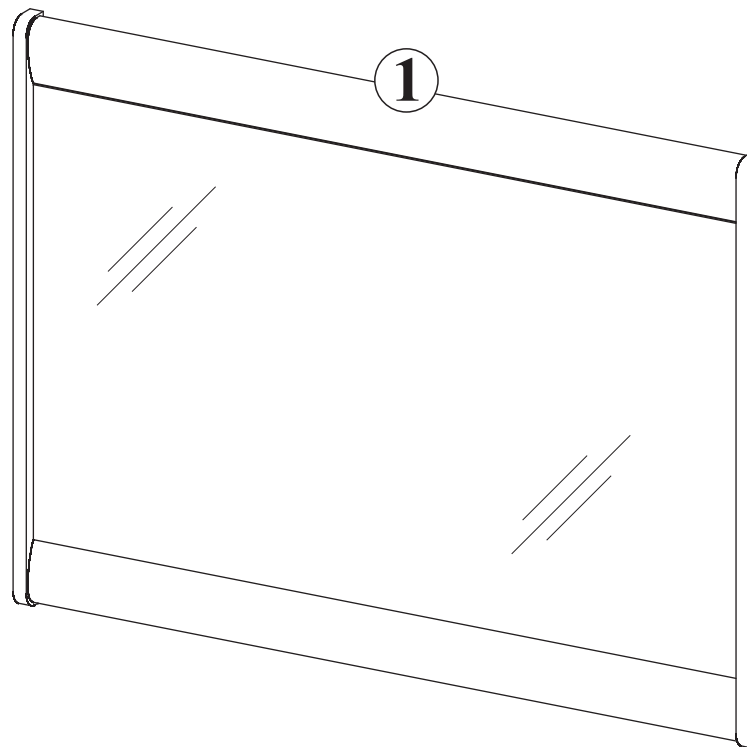
MONTOWAĆ
NA ROZŁOŻONYM KARTONIE!



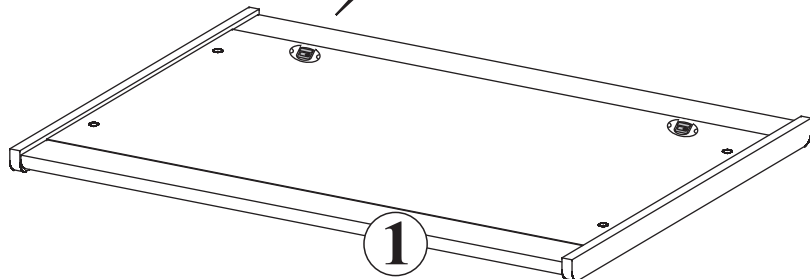
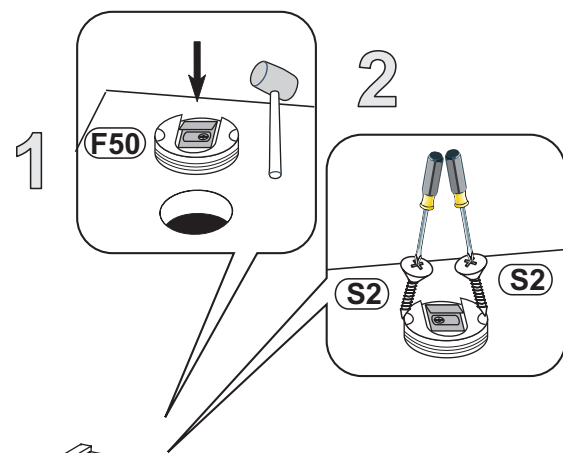
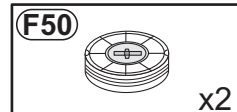
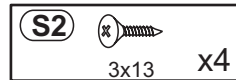
Wskazówka dotycząca
pielęgnacji!

Proszę czyścić tylko suchą
lub lekko wilgotną szmatką do kurzu.
Nie używać żadnych środków szorstkich !
Maksymalne obciążenie półek w kg:

| Länge/Dł. mm | Stärke/Gr. Spanplatte/Płyta | | |
|--------------|-----------------------------|----|----|
| | 15 | 18 | 22 |
| 0<400 | | | |
| 401<600 | 40 | 40 | 40 |
| 601<800 | 24 | | |
| 801<1000 | 15 | 30 | |



1



2

